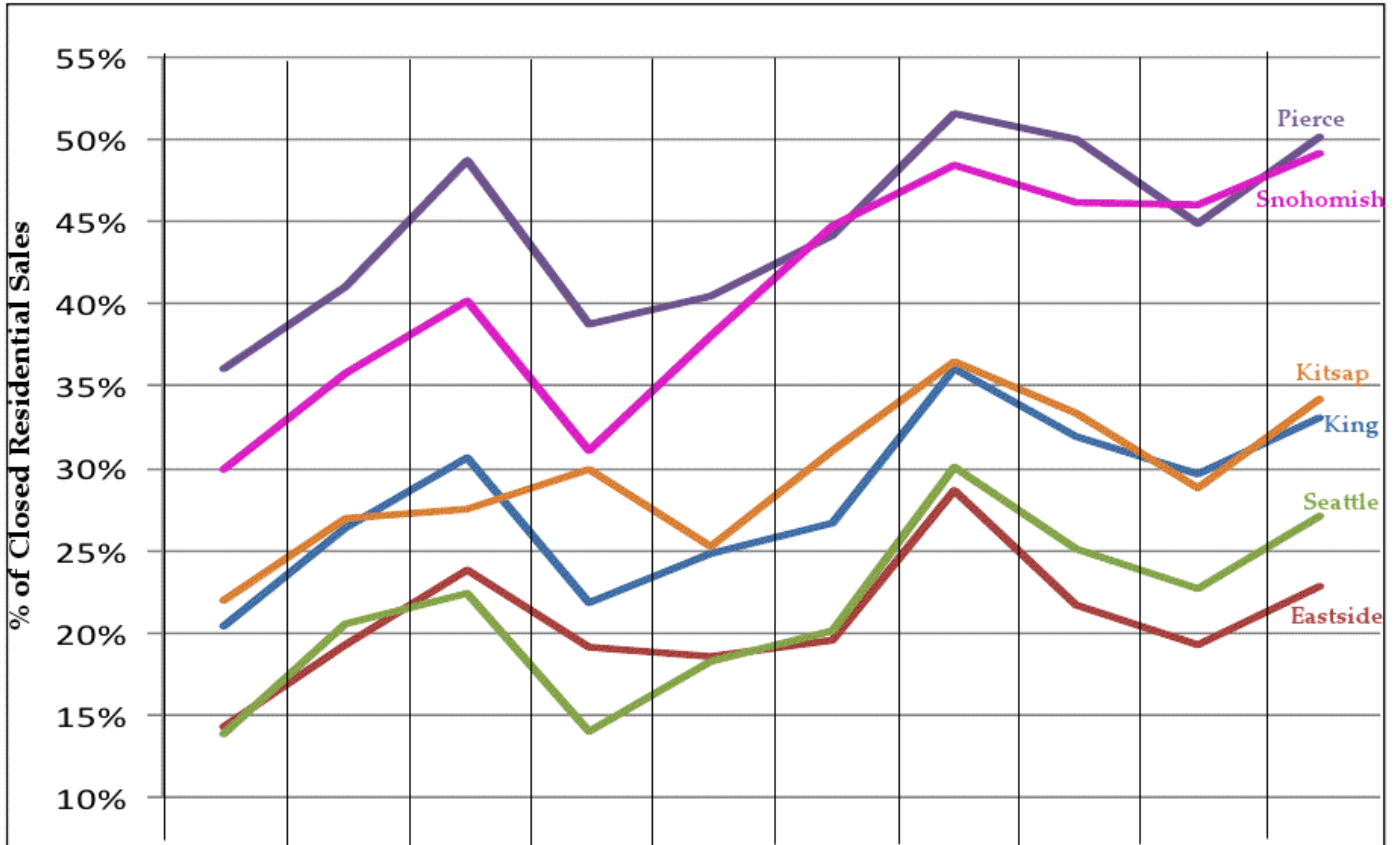




For more information contact:  
 Richard Eastern CEO, Washington Property Solutions  
 reastern@washortsales.com (206)612-5541

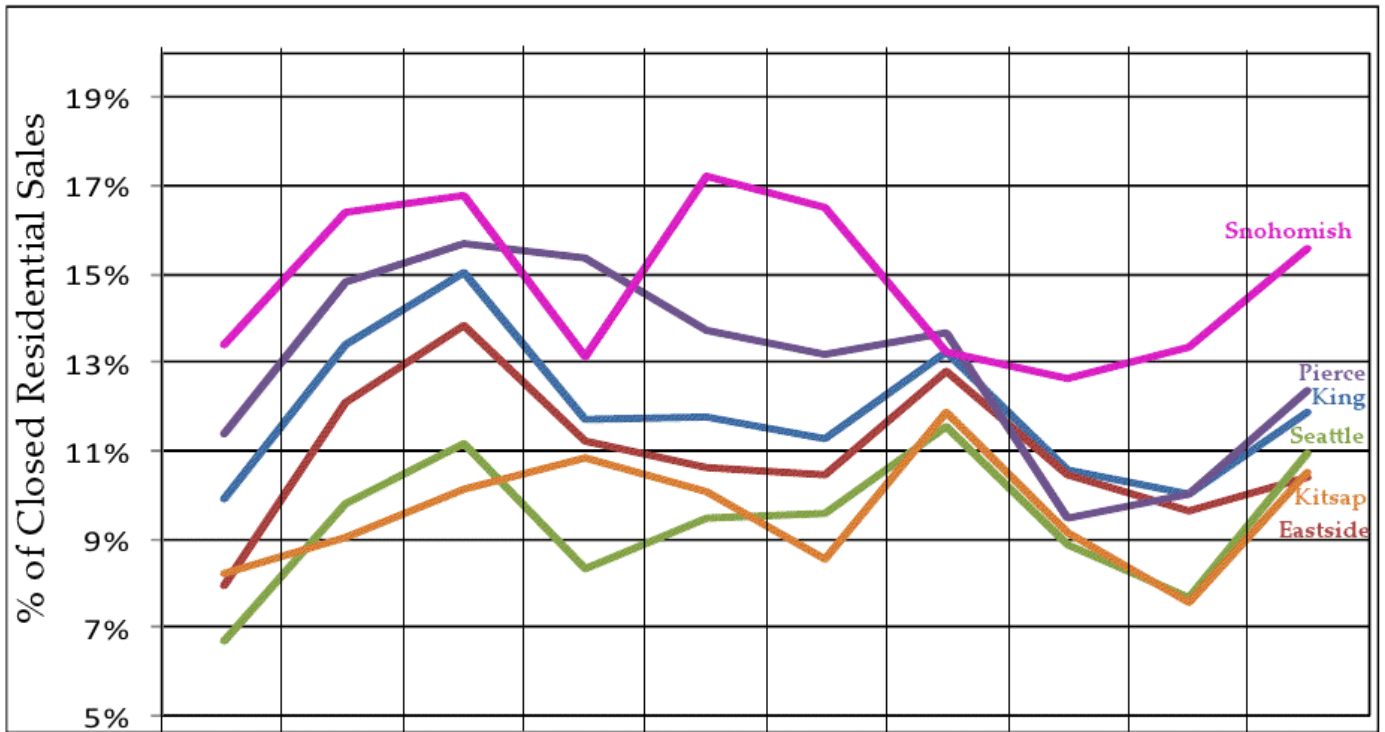
## EASTERN WASHINGTON SHORT SALE GRAPHS 2009-2011

### Percentage of Distressed Property Sales, Single Family Homes



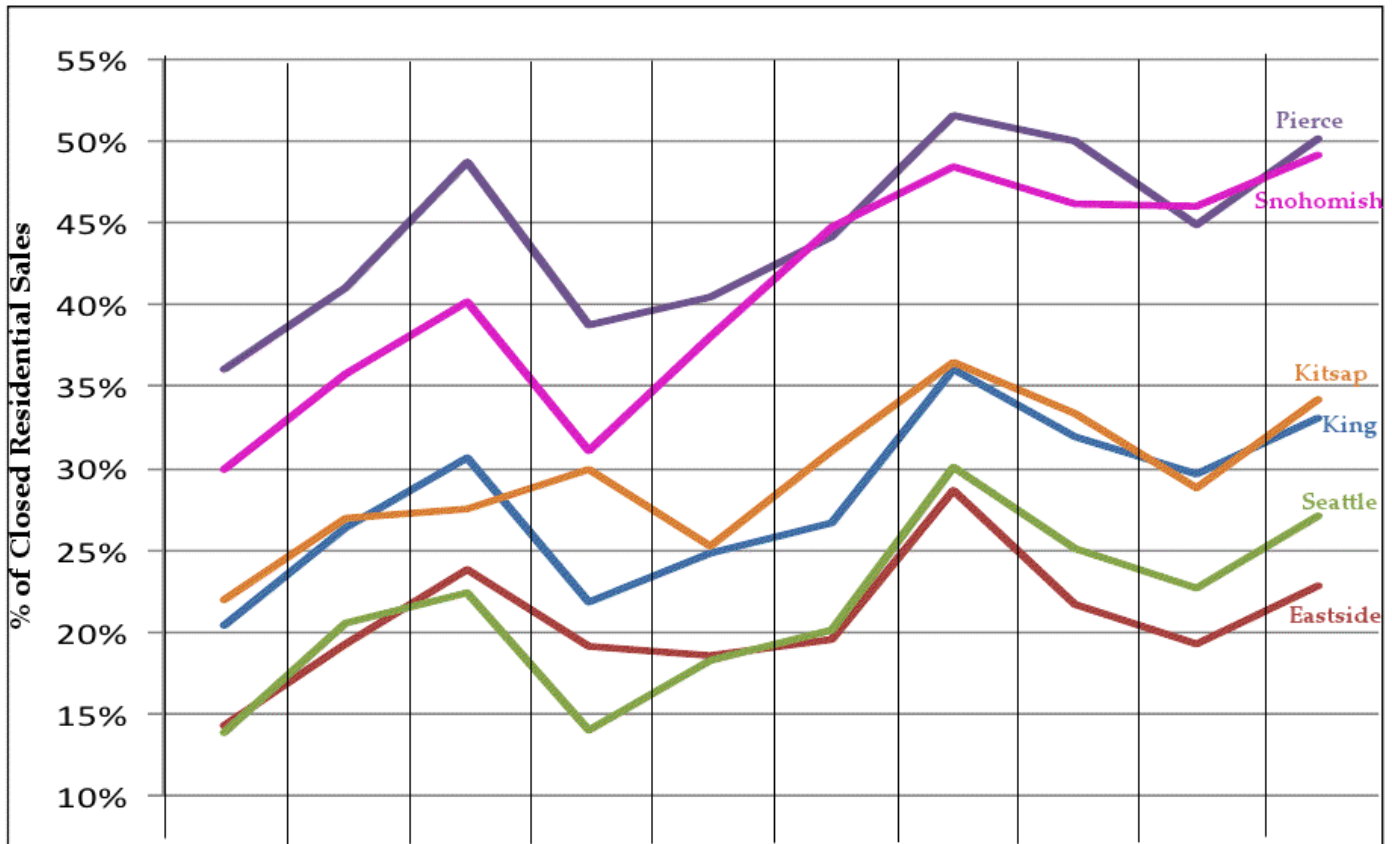
Area	3rd Qtr 2009	4th Qtr 2009	1st Qtr 2010	2nd Qtr 2010	3rd Qtr 2010	4th Qtr 2010	1st Qtr 2011	2nd Qtr 2011	3rd Qtr 2011	4th Qtr 2011
<b>King</b>	20%	26%	31%	22%	25%	27%	36%	32%	30%	33%
<b>Eastside</b>	14%	19%	24%	19%	19%	20%	29%	22%	19%	23%
<b>Seattle</b>	14%	20%	22%	14%	18%	20%	30%	25%	23%	27%
<b>Snohomish</b>	30%	36%	40%	31%	38%	45%	49%	46%	46%	49%
<b>Pierce</b>	36%	41%	49%	39%	40%	44%	52%	50%	45%	50%
<b>Kitsap</b>	22%	27%	27%	30%	25%	31%	36%	33%	29%	34%

# Percentage of Short Sales, Single Family Homes



Area	3rd Qtr 2009	4th Qtr 2009	1st Qtr 2010	2nd Qtr 2010	3rd Qtr 2010	4th Qtr 2010	1st Qtr 2011	2nd Qtr 2011	3rd Qtr 2011	4th Qtr 2011
<b>King</b>	<b>10%</b>	<b>13%</b>	<b>15%</b>	<b>12%</b>	<b>12%</b>	<b>11%</b>	<b>13%</b>	<b>11%</b>	<b>10%</b>	<b>12%</b>
<b>Eastside</b>	<b>8%</b>	<b>12%</b>	<b>14%</b>	<b>11%</b>	<b>11%</b>	<b>10%</b>	<b>13%</b>	<b>10%</b>	<b>10%</b>	<b>10%</b>
<b>Seattle</b>	<b>7%</b>	<b>10%</b>	<b>11%</b>	<b>8%</b>	<b>9%</b>	<b>10%</b>	<b>12%</b>	<b>9%</b>	<b>8%</b>	<b>11%</b>
<b>Snohomish</b>	<b>13%</b>	<b>16%</b>	<b>17%</b>	<b>13%</b>	<b>17%</b>	<b>16%</b>	<b>13%</b>	<b>13%</b>	<b>13%</b>	<b>16%</b>
<b>Pierce</b>	<b>11%</b>	<b>15%</b>	<b>16%</b>	<b>15%</b>	<b>14%</b>	<b>13%</b>	<b>14%</b>	<b>9%</b>	<b>10%</b>	<b>12%</b>
<b>Kitsap</b>	<b>8%</b>	<b>9%</b>	<b>10%</b>	<b>11%</b>	<b>10%</b>	<b>9%</b>	<b>12%</b>	<b>9%</b>	<b>8%</b>	<b>11%</b>

## Percentage of Bank-Owned Sales, Single Family Homes



Area	3rd Qtr 2009	4th Qtr 2009	1st Qtr 2010	2nd Qtr 2010	3rd Qtr 2010	4th Qtr 2010	1st Qtr 2011	2nd Qtr 2011	3rd Qtr 2011	4th Qtr 2011
King	20%	26%	31%	22%	25%	27%	36%	32%	30%	33%
Eastside	14%	19%	24%	19%	19%	20%	29%	22%	19%	23%
Seattle	14%	20%	22%	14%	18%	20%	30%	25%	23%	27%
Snohomish	30%	36%	40%	31%	38%	45%	49%	46%	46%	49%
Pierce	36%	41%	49%	39%	40%	44%	52%	50%	45%	50%
Kitsap	22%	27%	27%	30%	25%	31%	36%	33%	29%	34%

Data for statistics were gathered from Northwest Multiple Listing Service and analyzed by Washington Property Solutions specialists. Information has not been verified and is not published by the NWMLS. NWMLS added fields for short sale and bank-owned properties in April 2011.

### About Washington Property Solutions

Washington Property Solutions is a short sale negotiating firm based in Bellevue, Washington. Founded in 2003, the company has helped brokers and homeowners successfully negotiate over 700 short sales with a 90% success rate in closing. Washington Property Solutions also consults with homeowners on qualification for the Home Affordable Foreclosure Alternatives (HAFA) process and the Washington State Mortgage Foreclosure Fairness Act (FFA).

For more information, visit [washortsales.com](http://washortsales.com)